

REGIONAL CONSULTATION WORKSHOP ON HARMONISATION OF THE CDM STRATEGY AND THE SENDAI FRAMEWORK FOR DISASTER RISK REDUCTION



BARBADOS, 22 NOVEMBER 2016

Monitoring progress in the Sendai Framework for DRR and the Sustainable Development Goals (SDGs)

Raul Salazar

UNISDR-Regional Office for the Americas

22 November 2016



Monitoring progress under the Hyogo Framework for Action: 2005-2015

22 Core indicators in 5 Priorities for Action:

1. Ensure that disaster risk reduction is a national and a local priority with a strong **institutional basis** for implementation.
2. Identify, **assess and monitor** disaster risks and enhance **early warning**.
3. Use **knowledge**, innovation and education to build a culture of safety and resilience at all levels.
4. Reduce the **underlying risk factors**.
5. Strengthen **disaster preparedness** for effective response at all levels.

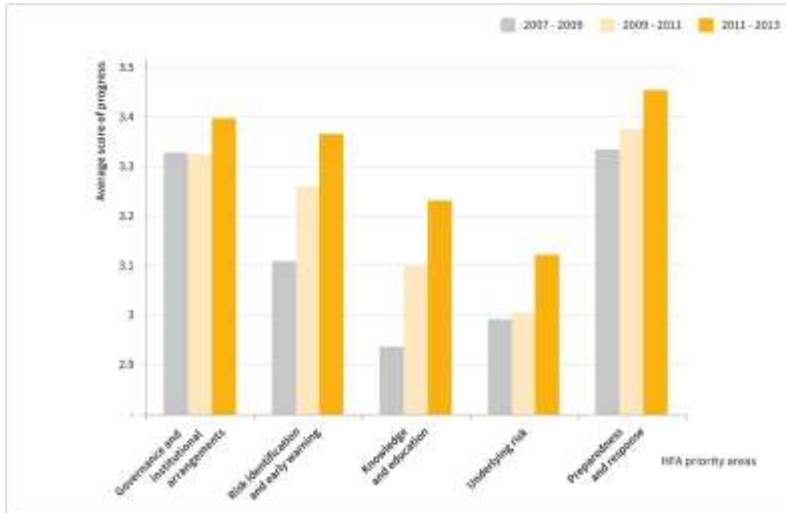
Monitoring progress:

- **HFA Monitor** – on-line, self-assessment monitoring and reporting tool.
- 61 countries (2007-2009); 133 countries (2009-2011); 113 countries (2011-2013); 95 countries (2013-2015).
- Peer review process – Africa, Americas, Europe.

Global repository:

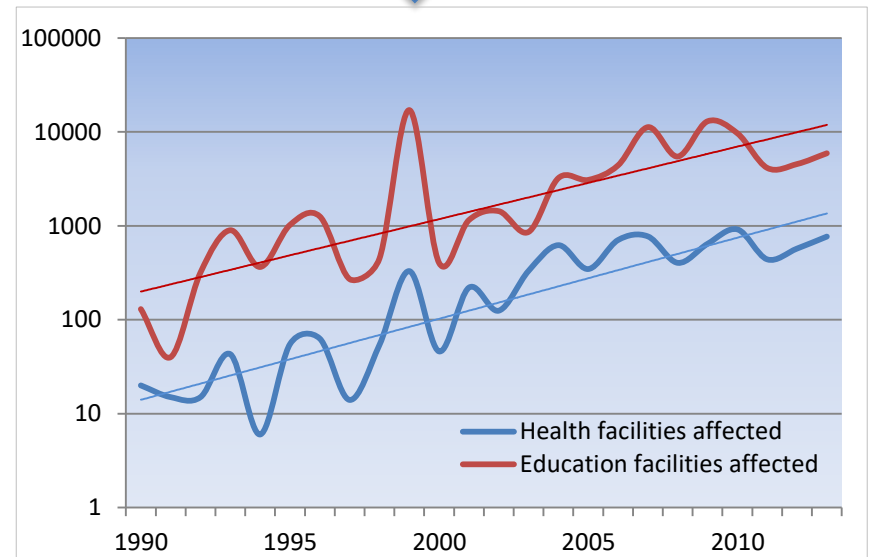
- Single largest repository of the worldwide state of play in DRR.

Conflicting evidence on progress



Gradual progress across all
Priorities for Action

Increasing physical damage and
economic loss



Monitoring the HFA: issues encountered

- Review of the HFA Monitor and process by UNISDR 2013-2015
- HFA Thematic Review 2013-2014 – multi-disciplinary, multi-stakeholder, peer-reviewed research initiative led by UNISDR
- Core indicators were **input** rather than **output** or **outcome** focused
- Focused on **reducing existing risks** rather than on the **generation of new risks** or **resilience** .
- Progress not related to **risk levels** of country
- **Subjective**, not allowing international benchmarking
- Core indicators relate to **multiple policies** and **stakeholders**: Unclear responsibility and accountability
- No clear link to **Millennium Development Goals** and **UNFCCC**

Sendai Framework for Disaster Risk Reduction: 2015-2030 (A/RES/69/283 - June 2015)

- Seven **Global Targets**, four of which are **outcome focused**
- **Goal** focuses not only on **reducing existing risks** also on **preventing new risks** and **strengthening resilience**
- The reduction of disaster losses is assessed **relative to the size of a country's population and economy**
- Outcome Targets are objective and measurable allowing **international benchmarking of progress** relative to a quantitative baseline 2005-2015
- Priorities for Action refer to specific **public policies for disaster risk management**
- Explicit links to the **2030 Agenda for Sustainable Development** and to the **UNFCCC**

Open-ended intergovernmental expert working group on indicators and terminology relating to disaster risk reduction (OEIWG) (A/RES/69/284 - June 2015)

- Comprised of **experts nominated by States**, for the development of a set of possible indicators and terminology to measure global progress in the implementation of Sendai Framework in **coherence** with the work of the **Inter-Agency and Expert Group on SDG Indicators (IAEG-SDGs)**.
- Expert Meeting to prepare background paper for the **Open-ended Intergovernmental Working Group (OIEWG)** based on UNISDR indicator proposals: 27-29 July, 2015
- **First formal session** of OIEWG: 29 – 30 September, 2015
- **Second formal session** of OIEWG: 10 – 11 February, 2016
- **Informal consultations of the Chair**: 20–21 June, 10-11 October and 9 November, 2016
- **Feasibility Exercise**: Government of Japan with 17 member States
- **Third formal session** of OIEWG: 14-18 November, 2016
- Supported by **technical papers and non-papers** from the Secretariat produced at the request of Member States – addressing critical issues, including feasibility, computation methodology, data availability etc.

The Sendai Framework for Disaster Risk Reduction (Sendai Framework)

7 TARGETS

- ↓ **A. DISASTER MORTALITY BY 2030**
- ↓ **B. # of AFFECTED PEOPLE BY 2030**
- ↓ **C. ECONOMIC LOSS BY 2030**
- ↓ **D. INFRASTRUCTURE DAMAGE BY 2030**
- ↑ **E. DRR NATIONAL/LOCAL STRATEGIES BY 2020**
- ↑ **F. INTERNATIONAL COOPERATION BY 2030**
- ↑ **G. MULTHAZARD EWS + RISK ASSESSMENTS BY 2030**

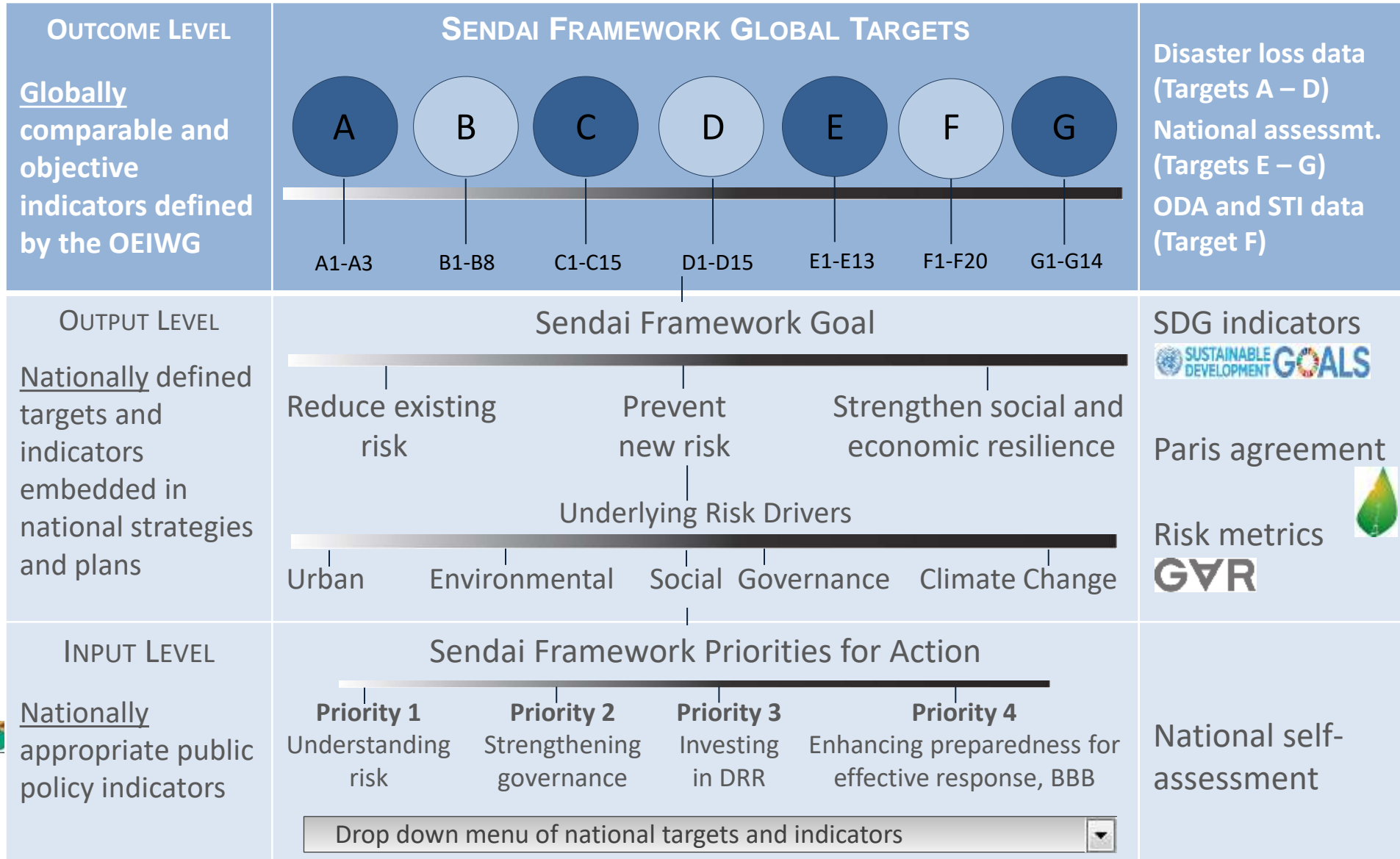
Architecture of the Sendai Framework Monitoring System at National Level

Sendai Framework Outcome

The substantial reduction of disaster risk and losses in lives, livelihoods and health and in the economic, physical, social, cultural and environmental assets of persons, businesses, communities and countries

PROCESS

DATA



Categories of indicators

A, B, C, D, E and G

	Methodology Available	Data Available	Indicator Category
<p>Compound indicator: Indicators to measure the achievement of the Global Target which can be constructed on the basis of a number of specific Global Indicators</p>	Y	Y	C
<p>Global Indicators: Indicators ready to contribute to the global measurement of the target, for which a methodology exists, or has been proposed, and for which data is already available in a significant number of countries or can be easily generated through national self-assessment</p>	Y	Y	1
<p>National indicators: Indicators, for which a methodology exists or has been proposed, but for which data is not currently easily available in a significant number of countries. These indicators can be applied nationally in countries where the necessary data is available. When data becomes widely in a larger number of countries, these indicators can potentially migrate to the Global Indicators category.</p>	Y	N	2
<p>Require long term development) : Indicators for which a methodology has not yet been developed nor is data easily available</p>	N	N	3

Global Target (c) - Reduce *direct disaster economic loss* in relation to global gross domestic product (GDP) by 2030.

C-1 (C-2 to C-9)	Direct economic loss due to hazardous events in relation to global gross domestic product
C-2	Direct agricultural loss due to hazardous events
C-3	Direct economic loss due to industrial facilities damaged or destroyed by hazardous events
C-4	Direct economic loss due to commercial facilities damaged or destroyed by hazardous events
C-5	Direct economic loss due to houses damaged by hazardous events
C-5b	Damage and loss of administrative buildings
C-6	Direct economic loss due to houses destroyed by hazardous events
C-7	Direct economic loss due to damage to critical infrastructure caused by hazardous events
C-8	Direct economic loss due to cultural heritage damaged or destroyed by hazardous events
C-9	Direct economic loss due to environment degraded by hazardous events [forestry]
C-10	Total insured direct losses due to hazardous events

Disaster risk reduction indicators in the 2030 Agenda for Sustainable Development

- Inter-Agency and Expert Group on Sustainable Development Goal Indicators (**IAEG-SDGs**).
- **UN Statistical Commission:** Report of the Inter-Agency and Expert Group on Sustainable Development Goal Indicators, and Note by the Secretary-General E/CN.3/2016/2/Rev.1*

- **3 SDGs:**
 - Goal 1. End poverty in all its forms everywhere
 - Goal 11. Make cities and human settlements inclusive, safe, resilient and sustainable.
 - Goal 13. Take urgent action to combat climate change and its impacts

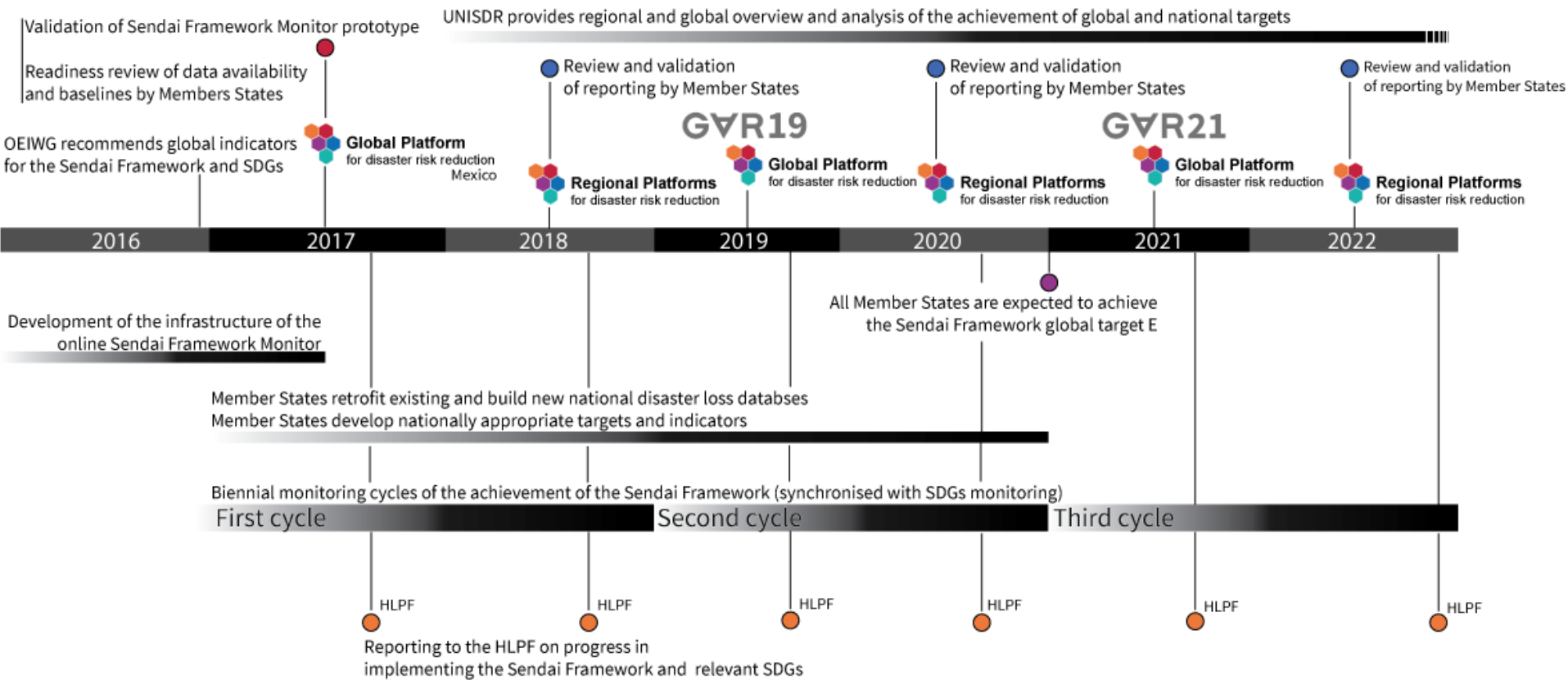
- **4 Targets**
- **6 indicators from the Sendai Framework = currently 9 indicators for SDGs Targets**

Target

Goal / Target



Monitoring the Sendai Framework for Disaster Risk Reduction 2016 - 2022



Regional consultation workshop on Harmonisation of the CDM Strategy and Monitoring and Reporting System with the Sendai Framework for Disaster Risk Reduction, 22 November 2016





Thank you

Raul Salazar

UNISDR – Regional Office for the Americas

rsalazar@eird.org